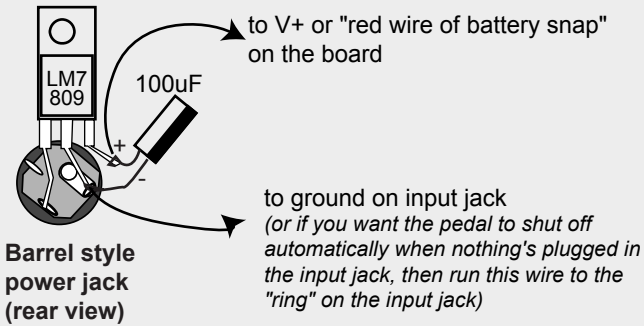


General mods for 4ms Pedals

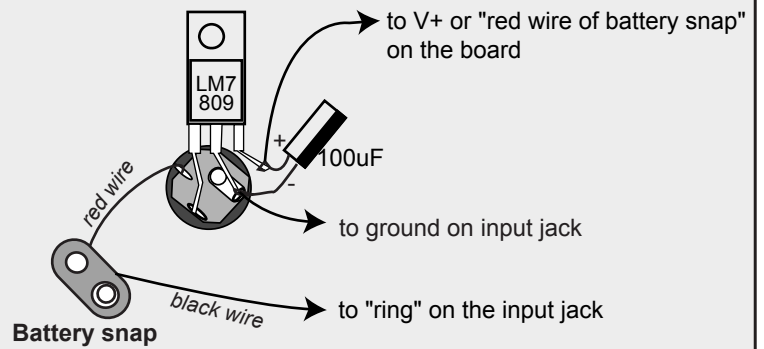
June 6, 2005

www.commonsound.org

Power supply (normal)



Power supply (with battery)



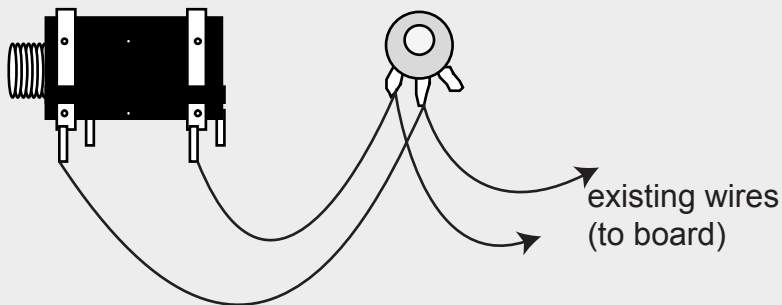
Note: the 7809 will drop a small voltage, so the circuit will see less voltage than the battery is supplying. To avoid this problem, wire the red wire from the battery snap directly to V+ on the board. However, if you do this, you must pay attention to never plug it in while a battery is connected!

Expression pedal

Run two wires from a pot to the exp pedal jack.

If the pot has 2 wires going to the board, then piggyback on top of those 2 wires.
If the pot has 3 wires, then use lug 2 and pick one of the other ones.

On the exp pedal jack, use the two lugs that connect to the cable when a cable is plugged in. If you're confused, plug in a cable and look.



non-commercial use only
(except with written permission of Dann Green)